

Proton-Induced Lewis Acidity of Unsaturated Iridium Amides

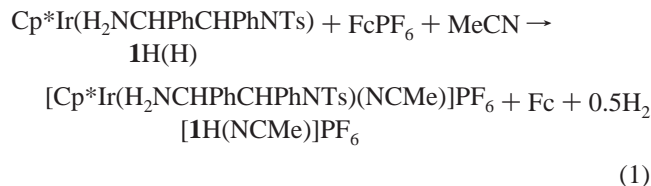
Zachariah M. Heiden and Thomas B. Rauchfuss*

School of Chemical Sciences, University of Illinois, Urbana, Illinois 61801

Received July 26, 2006; E-mail: rauchfuz@uiuc.edu

Amine-coordinated metal hydrides have attracted ever increasing attention as the basis of new generations of organometallic catalysts and reagents.¹ A topical class of such species are the Ikariya–Noyori–Tani catalysts for the enantioselective transfer hydrogenation of ketones and imines.² In the catalytic cycle, 16e amido complexes, L_4M-NR_2 , add H_2 to form the corresponding 18e amino hydrides $L_4HM-NHR_2$, which transfer the equivalent of a proton and hydride to polar substrates. Despite the considerable advances in catalysis, the coordination chemistry per se of the amino–amido platform remains lightly explored. These 16e amido species represent a potentially rich source of unusual organometallic Lewis acids.³ We were also intrigued by the possibility of hydrogenase-like⁴ redox in these species, which are renowned for their ability to react with hydrogen heterolytically.

A cyclic voltammetry study revealed that $Cp^*Ir(TsDPEN)H$ (**1H**) (DPEN = $H_2NCHPhCHPhNTs$) irreversibly oxidizes at the relatively mild potential of -0.12 V versus Fc/Fc^+ ($Fc = Cp_2Fe$) in MeCN solution. Chemical oxidation required one equiv $FcPF_6$; additional Fc^+ had no effect. Analysis of the products indicated that the reaction proceeded efficiently according to eq 1.



Oxidation of **1H**(H) with Ph_3CPF_6 gave $[1H(NCMe)]PF_6$, the coproduct being exclusively Ph_3CH .⁵ Since **1H**(H) is formed from H_2 , its oxidation represents a formal oxidation of dihydrogen, the proton residing on the unsaturated amine. Iridium undergoes no net change in oxidation state in this conversion.

Oxidation of **1H**(H) is localized on the Ir–H subunit, since treatment of the partially deuterated complex $Cp^*Ir(TsNCH(Ph)CH(Ph)ND_2)H$ with $FcPF_6$ yielded only H_2 (not HD) and $[Cp^*Ir(TsNCH(Ph)CH(Ph)ND_2)(NCMe)]PF_6$. 1H NMR spectroscopy revealed that oxidation of **1H**(H) with $FcPF_6$ is competitive with the formation of a metallacycle, **2**. This species arises from the cyclometalation of one phenyl ring on the diamine backbone (Scheme 1, Supporting Information including X-ray crystallography). The formation of **2** points to the transient formation of an electrophilic species capable of C–H activation. Metallacycle formation was favored when the oxidation was conducted in CH_2Cl_2 (25% yield), more so than in MeCN solution (10%). Independent experiments indicate that $[1H]^+$ (see later) is not an intermediate in the formation of the metallacycle. A related metalated amido–amine of ruthenium was recently described by Ikariya.⁶

Given the promise of $[1H(NCMe)]^+$ as a Lewis acid, we developed alternative methods for the synthesis of a range of related complexes (Scheme 1). Overall, the synthetic chemistry was facilitated by working with the *racemic* (\pm)-TsDPEN as opposed

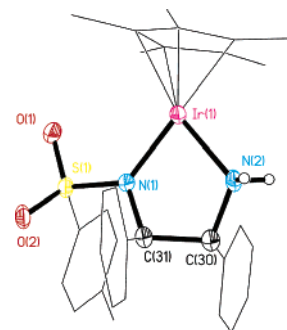


Figure 1. Molecular structure of the cation $[Cp^*Ir(H_2NCHPhCHPhNTs)]^+BARF_4^-$, with thermal ellipsoids set at 50% probability level. Key bond distances (Å): Ir–NTs, 1.984(4); Ir–NH₂, 2.096(5).

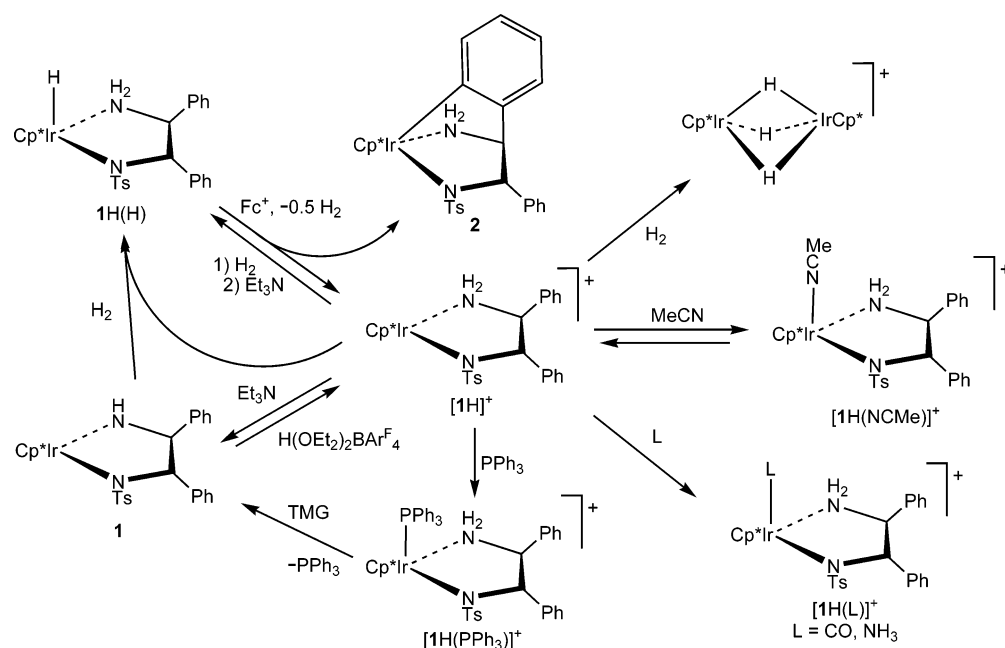
to the resolved diamine, which tended to give oily, less easily characterized products. Treatment of the **1** with $H(OEt_2)_2BARF_4$ in MeCN solution cleanly gave $[1H(NCMe)]BARF_4$ ($BARF_4^- = B(C_6H_3-3,5-(CF_3)_2)_4^-$).⁷ A similar cationic Ru complex was implicated by Noyori and co-workers in recent work on asymmetric hydrogenation.⁸ The MeCN ligand in $[1H(NCMe)]BARF_4$ is labile and can be removed by subjecting the solid to a vacuum, as signaled by a color change from yellow to red. Similarly, protonation of **1** with $H(OEt_2)_2BARF_4$ in CH_2Cl_2 solution gave the salt of the unsaturated, “naked” cation $[1H]BARF_4$. This red-colored salt, which was isolated in analytical purity, displays the expected 1H NMR spectroscopic features, such as diastereotopic NH_2 centers (δ 4.18, 4.40 in CD_2Cl_2 soln). A crystallographic study indicated that $[1H]BARF_4$ has a nearly planar Cp^* (centroid) IrN_2 core; the Ir–NTs distance is shortened by ca. 0.2 Å relative to the value for related 18 e adducts⁹ (Figure 1).

As expected for a highly electrophilic 16e Ir(III) species, $[1H]BARF_4$ binds a wide range of Lewis bases. MeCN and PPh_3 rapidly gave the expected adducts $[1H(NCMe)]BARF_4$ and $[1H(PPh_3)]BARF_4$. CO gave $[1H(CO)]BARF_4$ ($\nu_{CO} = 2064$ cm^{-1} , CH_2Cl_2). The ammonia complexes, $[1H(NH_3)]BF_4$ and $[1H(NH_3)]BARF_4$, were prepared from **1** and NH_4BF_4 or by the addition of NH_3 to cation $[1H]BARF_4$, respectively.

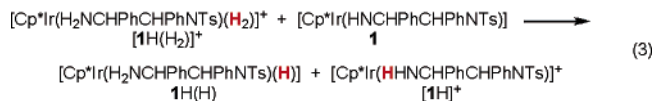
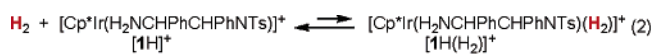
$[1H(NCMe)]^+$ is mildly acidic with a pK_a of 21 in MeCN solution. Deprotonation of MeCN solutions of $[1H(L)]^+$ ($L = MeCN, PPh_3$) with 1,1,3,3-tetramethylguanidine (TMG) gave **1** and free ligand, an example of an S_N1CB pathway. In CH_2Cl_2 solution, the base-free derivative, $[1H]^+$, is readily deprotonated by Et_3N to give the diamide **1**, which is also 16e but *not* Lewis-acidic. Solutions of **1** are *unreactive* toward PPh_3 and MeCN, *until* the addition of a Brønsted acid. Proton-exchange between **1** and the MeCN adduct of its conjugate acid, $[1H(NCMe)]BARF_4$, is slow on the NMR time scale in MeCN solution, a finding that reinforces the strong electronic distinction between these species.

Preliminary studies show that $[1H]BARF_4$ is reactive toward H_2 . Under an atmosphere of H_2 , a CH_2Cl_2 solution of $[1H]BARF_4$ completely converted to $[Cp^*_2Ir_2H_3]^+$ over the course of 24 h.¹⁰

Scheme 1



This hydrogenolysis highlights a vulnerability of the IrTsDPEN system; the corresponding diaminocyclohexane derivative hydrogenolyzes more rapidly. MeCN inhibits this hydrogenolysis by preventing formation of the Brønsted-acidic dihydrogen complex. The high reactivity of $[1H]BARF_4$ (CH_2Cl_2 solutions) toward H_2 contrasts with the slow addition of H_2 (1 atm) to the dehydrogen species $[1H_2]$ to reform **1**, a conversion that requires many days. The hydrogenation of **1** was, however, accelerated in the presence of $[1H]BARF_4$, an unusual example of proton-catalyzed hydrogenation of a metal complex. Thus, upon the addition of 5% $H(OEt_2)_2BARF_4$, an H_2 -saturated CH_2Cl_2 solution of $[1H_2]$ completely converted to **1** in hours. A pathway for the hydrogenation process consistent with our observations entails formation of $[1H]^+$ and its conversion to the dihydrogen complex¹¹ $[1H(H_2)]^+$, which is deprotonated by **1** (eqs 2 and 3).



In summary, Brønsted acids convert 16e amido–amine complexes to novel organometallic Lewis acids that exhibit wide-ranging reactivity. Preliminary studies indicate that the patterns described above also apply to the corresponding tosylated diaminocyclohexane and ethylenediamine complexes of Cp^*Ir and Cp^*Rh .

Acknowledgment. This research was supported by the Department of Energy. We thank Bradford Gorecki for experimental assistance and Teresa Wieckowska for collection of the X-ray diffraction data.

Supporting Information Available: Methods, properties of new compounds, and pK_a determination of $[1H]BARF_4$; crystal structures of $[Cp^*Ir(TsDPEN)]BARF_4$ and cyclometalated complex **2**. This material is available free of charge via the Internet at <http://pubs.acs.org>.

References

- (1) Fulton, J. R.; Holland, A. W.; Fox, D. J.; Bergman, R. G. *Acc. Chem. Res.* **2002**, *35*, 44–56.
- (2) (a) Mashima, K.; Abe, T.; Tani, K. *Chem. Lett.* **1998**, 1199–1200. (b) Murata, K.; Ikariya, T.; Noyori, R. *J. Org. Chem.* **1999**, *64*, 2186–2187. (c) Noyori, R.; Kitamura, M.; Ohkuma, T. *Proc. Nat. Acad. Sci. U.S.A.* **2004**, *101*, 5356–5362. (d) Clapham, S. E.; Hadzovic, A.; Morris, R. H. *Coord. Chem. Rev.* **2004**, *248*, 2201–2237. (e) Noyori, R.; Sandoval, C. A.; Muniz, K.; Ohkuma, T. *Philos. Trans. R. Soc. London* **2005**, *363*, 901–912. (f) Ikariya, T.; Murata, K.; Noyori, R. *Org. Biomol. Chem.* **2006**, *4*, 393–406.
- (3) (a) Tellers, D. M.; Yung, C. M.; Arndtsen, B. A.; Adamson, D. R.; Bergman, R. G. *J. Am. Chem. Soc.* **2002**, *124*, 1400–1410. (b) Yamamoto, H.; Futatsugi, K. *Angew. Chem., Int. Ed.* **2005**, *44*, 1924–1942.
- (4) (a) Georgakaki, I. P.; Darensbourg, M. Y. *Comprehensive Coordination Chemistry II* **2004**, *8*, 549–568. (b) Linck, R. C.; Rauchfuss, T. B. In *Bioorganometallics: Biomolecules, Labeling, Medicine*; Jaouen, G., Ed.; Wiley-VCH: Weinheim, Germany, 2005. (c) Cammack, R.; Frey, M.; Robson, R. *Hydrogen as a Fuel: Learning from Nature*; Taylor & Francis: London, 2001.
- (5) (a) Cheng, T.-Y.; Szalda, D. J.; Zhang, J.; Bullock, R. M. *Inorg. Chem.* **2006**, *45*, 4712–4720. (b) Cheng, T.-Y.; Bullock, R. M. *Organometallics* **2002**, *21*, 2325–2331.
- (6) Koike, T.; Ikariya, T. *Organometallics* **2005**, *24*, 724–730.
- (7) Brookhart, M.; Grant, B.; Volpe, A. F., Jr. *Organometallics* **1992**, *11*, 3920–3922.
- (8) Ohkuma, T.; Utsumi, N.; Tsutsumi, K.; Murata, K.; Sandoval, C.; Noyori, R. *J. Am. Chem. Soc.* **2006**, *128*, 8724–8725.
- (9) (a) Zambrano, C. H.; Sharp, P. R.; Barnes, C. L. *Organometallics* **1995**, *14*, 3607–3610. (b) Grotjahn, D. B.; Groy, T. L. *Organometallics* **1995**, *14*, 3669–3682.
- (10) (a) White, C.; Oliver, A. J.; Maitlis, P. M. *J. Chem. Soc., Dalton Trans.* **1973**, 1901–1907. (b) Gill, D. S.; White, C.; Maitlis, P. M. *J. Chem. Soc., Dalton Trans.* **1978**, 617–626. (c) Gilbert, T. M.; Bergman, R. G. *J. Am. Chem. Soc.* **1985**, *107*, 3502–3507.
- (11) Kubas, G. *Metal Dihydrogen and σ -Bond Complexes*; Kluwer Academic/Plenum: New York, 2001.

JA0653831